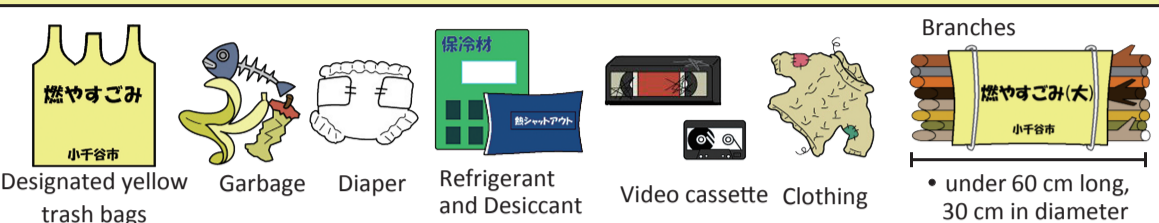

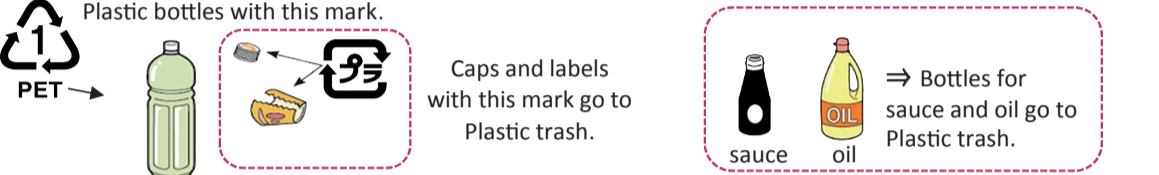
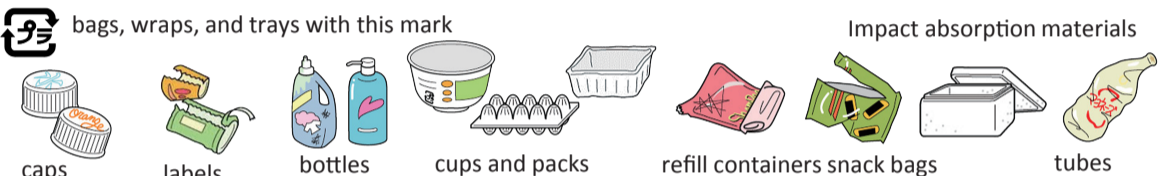

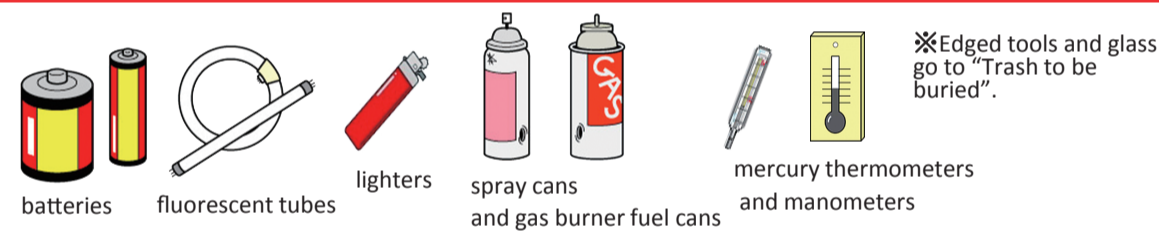
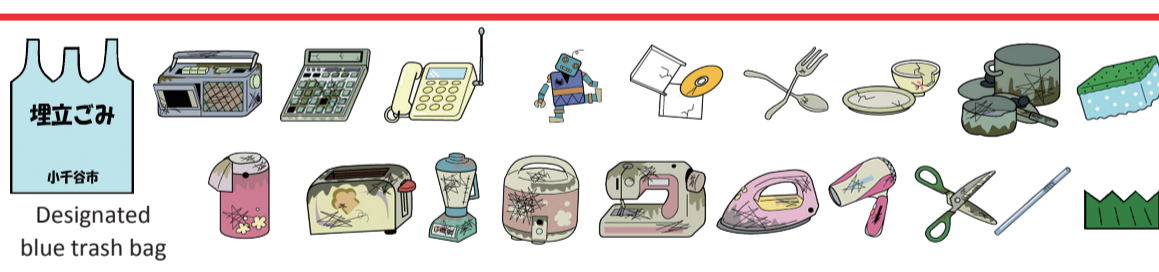

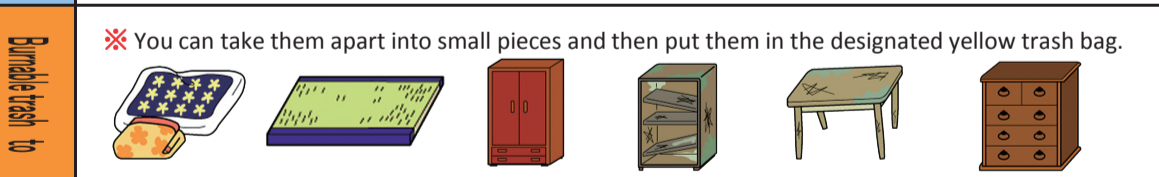

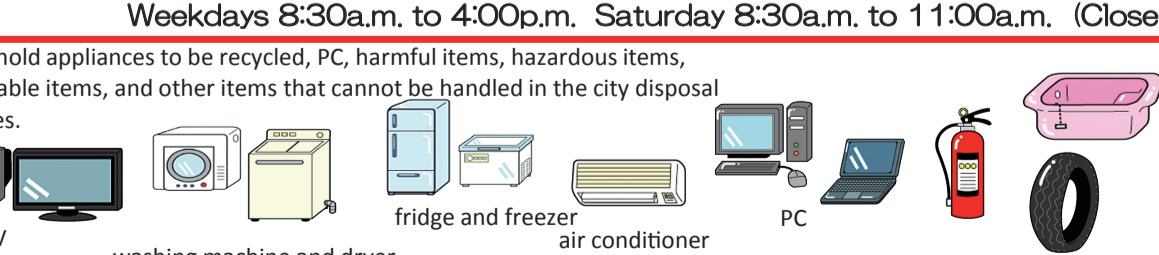


How to separate and dispose household trash in Ojiya

-Let's keep the rules and make Ojiya a town kind to the earth!!-
Place your trash on the designated date and location by 8:00a.m.
(Be sure not to put it out on the day before.)
Put burnable and non-burnable trash in the city designated bags.
Use transparent bags for other trash so that items can be seen.

Area	Example	Caution
Trash accepted by the city	Burnable trash  <p>Designated yellow trash bags Garbage Diaper Refrigerant and Desiccant Video cassette Clothing Branches</p> <p>• under 60 cm long, 30 cm in diameter</p>	<ul style="list-style-type: none"> • Branches should be in or wrapped with a "LARGE" designated bag. • Video cassette cases made of paper are burnable, ones of other materials are to be buried.
	Cans and Bottles  <p>Cans and Bottles for drinks, food, seasoning, medicine, and cosmetics</p>	<ul style="list-style-type: none"> • Empty and rinse them well. • Cans and bottles can be in the same bag. • Remove the caps. • Cans shouldn't be crushed. • Cans over 4 liters go to "Trash to be buried" • Cans and their lids can be in the same bag.
	Plastic bottles  <p>Plastic bottles with this mark. PET</p> <p>Caps and labels with this mark go to Plastic trash.</p> <p>⇒ Bottles for sauce and oil go to Plastic trash.</p>	<ul style="list-style-type: none"> • Empty and rinse them well. • Remove caps and labels. • Plastic bottles shouldn't be crushed. • Deformed ones go to "Trash to be buried".
	Plastic trash  <p>bags, wraps, and trays with this mark</p> <p>Impact absorption materials</p>	<ul style="list-style-type: none"> • Empty and rinse them well. • Remove caps.
	Used paper  <p>newspaper magazines and flyers cardboard</p> <p>※Waste paper that cannot be recycled goes to "Burnable trash".</p>	<ul style="list-style-type: none"> • Should be bundled separately with string • Remove metal fittings from cardboard. • These are collected rain or shine.
	Hazardous trash  <p>batteries fluorescent tubes lighters spray cans and gas burner fuel cans mercury thermometers and manometers</p> <p>※Edged tools and glass go to "Trash to be buried".</p>	<ul style="list-style-type: none"> • Write "ケン" (harmful) on the bag. • Wrap mercury items with paper and write "スイギン" on it. • Broken fluorescent tubes go to "Trash to be buried". • Lightbulbs go to "Trash to be buried". • Empty lighters, spray cans, and fuel cans.
	Trash to be buried  <p>Designated blue trash bag</p>	<ul style="list-style-type: none"> • Weight per bag is limited to 10 kilograms. • Wrap broken items and edged tools in newspaper and write "フレモノ" (broken items) or "ハモノ" (edged tools) on it. • Items sticking out of the trash bag cannot be collected. • Remove the lids so that we can make sure nothing is left inside.
	to be buried  <p>Ticket for oversized trash to be buried 100円</p> <p>※You can take them apart into small pieces and then put them in the designated blue trash bag.</p>	<ul style="list-style-type: none"> • Oversized trash must be disposed with the ticket. • Must be under 2 meters long and 10 kilograms. • Remove kerosene from heaters.
Trash to be taken to disposal facilities	Burnable trash to CLEAN TOMIZU  <p>※ You can take them apart into small pieces and then put them in the designated yellow trash bag.</p>	<ul style="list-style-type: none"> • No need to use designated trash bags nor tickets. • Fee: Burnable trash, Trash to be buried, oversized burnable trash ⇒¥300 up to 100 kilograms (¥30 every 10 kilograms over 100)
	Non-burnable trash to CLEAN SPOT OHARA  <p>※Items over 2 meters or 10 kilograms</p>	<ul style="list-style-type: none"> • Oversized non-burnable trash ⇒¥100 up to 20 kilograms (¥50 every 10 kilograms over 20)
<p>Weekdays 8:30a.m. to 4:00p.m. Saturday 8:30a.m. to 11:00a.m. (Closed on Sundays and national holidays)</p>		
Trash not accepted by the city	 <p>TV washing machine and dryer fridge and freezer air conditioner PC fire extinguisher tire</p>	<ul style="list-style-type: none"> • For the items the city cannot handle such as tires and fire extinguishers, call the shops or dealers and ask them to take those back. • For the household appliances to be recycled such as TVs, washing machines, and PCs, call the shops, dealers, or Civic life division of the city office.

For inquiries, call us at 83-3509 Shimin-seikatsu ka(Civic Life Division)
(Sorry but in Japanese, please.)